

INSTRUCTION GUIDE



GPHANTOM 5 VESSELS

LEARN. PRACTICE. IMPROVE.

INSTRUCTION GUIDE

Thank you for choosing **Gphantom!**

We are a company specialized in the development of solutions for medical training. If you want a specific model for your training, contact us. Here we will help you to handle and optimize the durability of your product.

Your **Gphantom 5 Vessels** is eligible for our Fidelity Program.

Consult conditions.



LEARN. PRACTICE. IMPROVE.

ABOUT YOUR PRODUCT

Gphantom 5 Vessels is a training block that has five structures that simulate veins and arteries, combined according to the training needs. Thus, this model can be used for training adult and/or pediatric venous access procedures.

Our needle mark recovery technology enables your Gphantom to recover up to 99% of the needle marks within 48 hours after training, when using needles with thicknesses of 21 G or less. For best use of this needle mark recovery technology, we recommend that you leave your product in a cool place, out of the sun, for 48 hours after each use;


We recommend movements of up to 30 degrees in relation to the product surface, using needles such as the ones mentioned in the previous item. Avoid very long movements (large angles) after needle insertion, as these may shorten the life of your model. Furthermore, we do not recommend injecting or removing materials from your Gphantom during use.

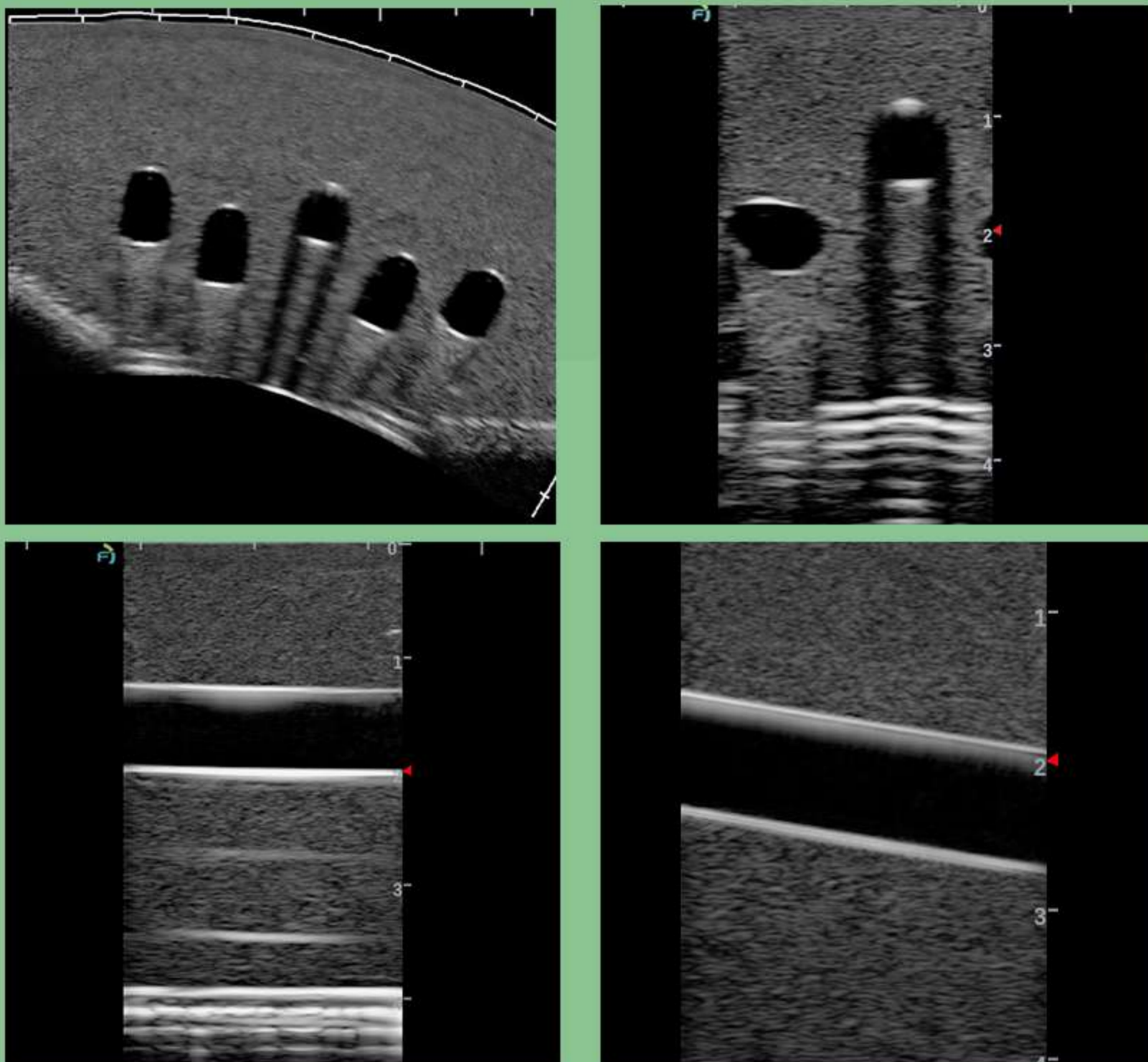

If you have such a need, please contact us.



ABOUT YOUR PRODUCT

INTERNAL STRUCTURES

-  **Vein**
-  **Artery**



B mode ultrasound images of Gphantom 5 Vessels.

| | |
|---------------------------|------------------|
| PRODUCT CODE | PBD050505 |
| APPROXIMATE WEIGHT | 700g |
| LENGTH | 17cm |
| HEIGHT | 4cm |
| WIDTH | 13cm |


HANDLING AND MAINTENANCE

- ① Always keep your product in a fresh place, sheltered from the sun.




OBS: Expose your Gphantom to temperatures above 30°C (86°F), for long periods, can cause deformations and loss of properties;

- ② For training, remove the model from the packaging lid and fit the sites with venous structures;



- ③ After training, clean the product with a paper towel, removing excess gel for ultrasound and, then, wash it under running water without removing it from the base.



Do not store your Gphantom with excess gel, it may cause bad smell, thus reducing product durability.

Do not use detergents or sponges, as these damage the product!

HANDLING AND MAINTENANCE

- ④ After cleaning, store your Gphantom according to instructions contained in item I;
- ⑤ Gphantom 5 Vessels is a product for educational purposes, intended, ONLY, for medical training. In case of doubt, contact us through our relationship channels.

SPECIFICATIONS

Structure

Artery

Vein

Diameter

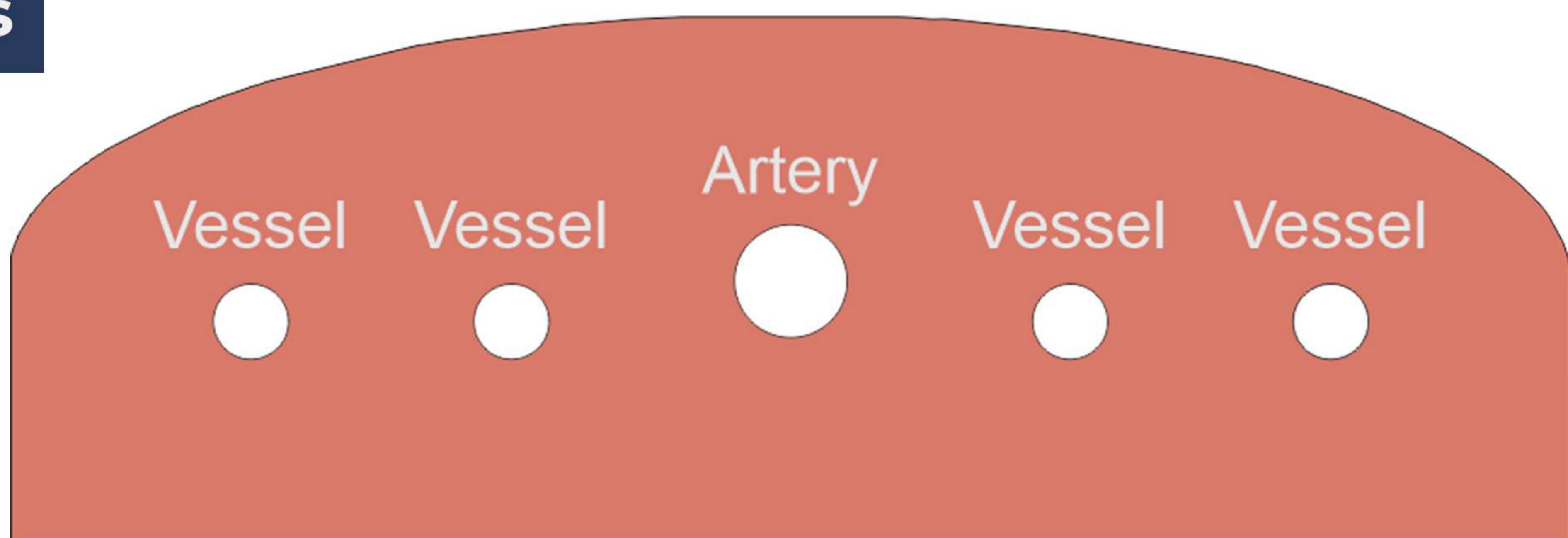
7mm - 9mm

6mm - 9mm

Distance (reach)

Positioning

30mm - 46mm



CONTACT US

For any questions or requests, contact us:



contato@gphantom.com.br



+55 1699848-2468